

Windows:

Nájdem online [inštaláciu](#). Vyberiem verziu a stiahnem ju.

General Availability (GA) Releases Archives ⓘ

MySQL Installer 8.0.39

Note: MySQL 8.0 is the final series with MySQL Installer. As of MySQL 8.1, use a MySQL product's MSI or Zip archive for installation. MySQL Server 8.1 and higher also bundle MySQL Configurator, a tool that helps configure MySQL Server.

Select Version:
8.0.39

Select Operating System:
Microsoft Windows

Windows (x86, 32-bit), MSI Installer (mysql-installer-web-community-8.0.39.0.msi)	8.0.39	2.1M	Download
Windows (x86, 32-bit), MSI Installer (mysql-installer-community-8.0.39.0.msi)	8.0.39	303.6M	Download

MD5: d8499da0b2c4b5dfa81a5c5185af9238 | [Signature](#)

MD5: 353c5e5ab9350d0e9ddcb42264229b5d | [Signature](#)

MySQL Community Downloads

Login Now or Sign Up for a free account.

An Oracle Web Account provides you with the following advantages:

- Fast access to MySQL software downloads
- Download technical White Papers and Presentations
- Post messages in the MySQL Discussion Forums
- Report and track bugs in the MySQL bug system

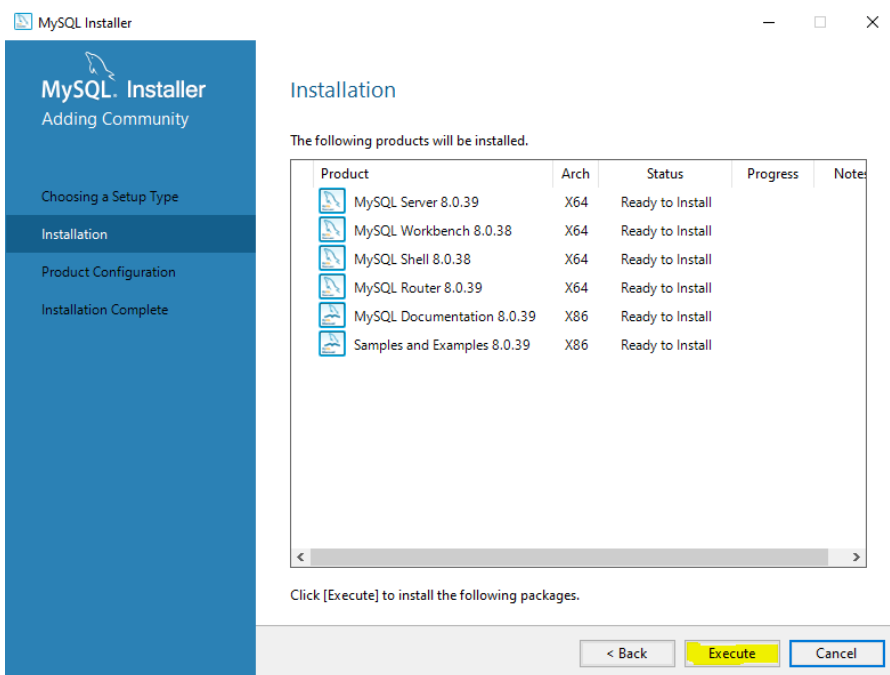
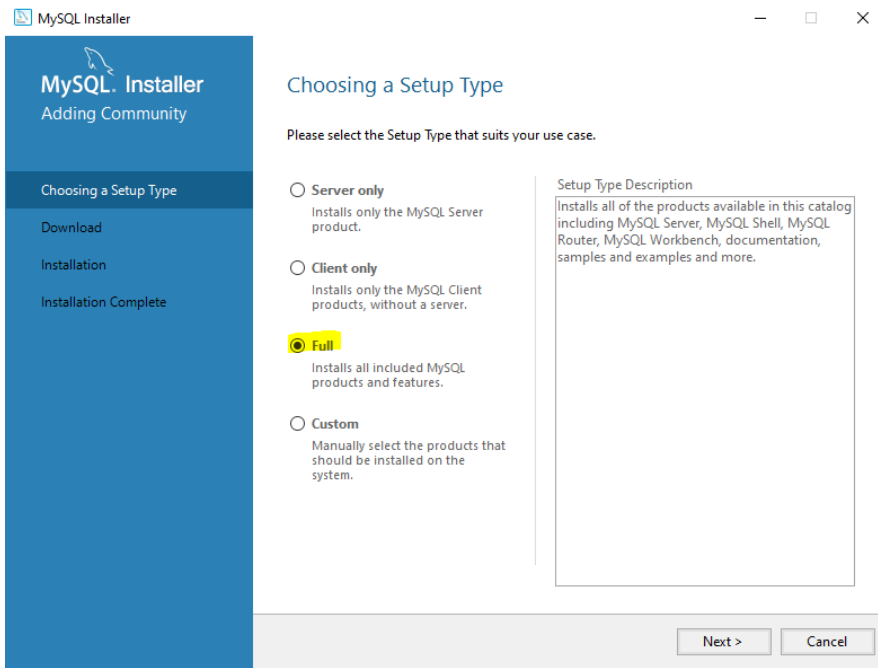
[Login »](#)
using my Oracle Web account

[Sign Up »](#)
for an Oracle Web account

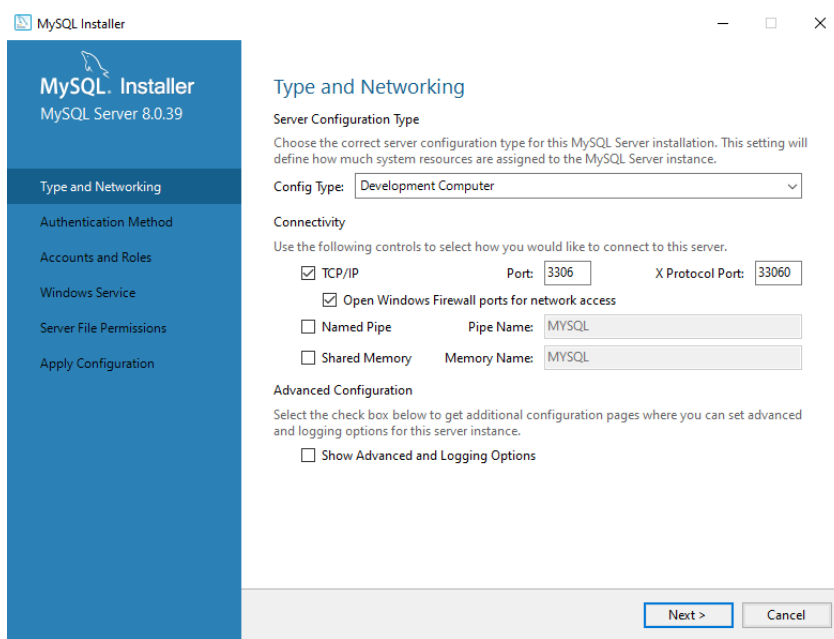
MySQL.com is using Oracle SSO for authentication. If you already have an Oracle Web account, click the Login link. Otherwise, you can sign up for a free account by clicking the Sign Up link and following the instructions.

No thanks, just start my download.

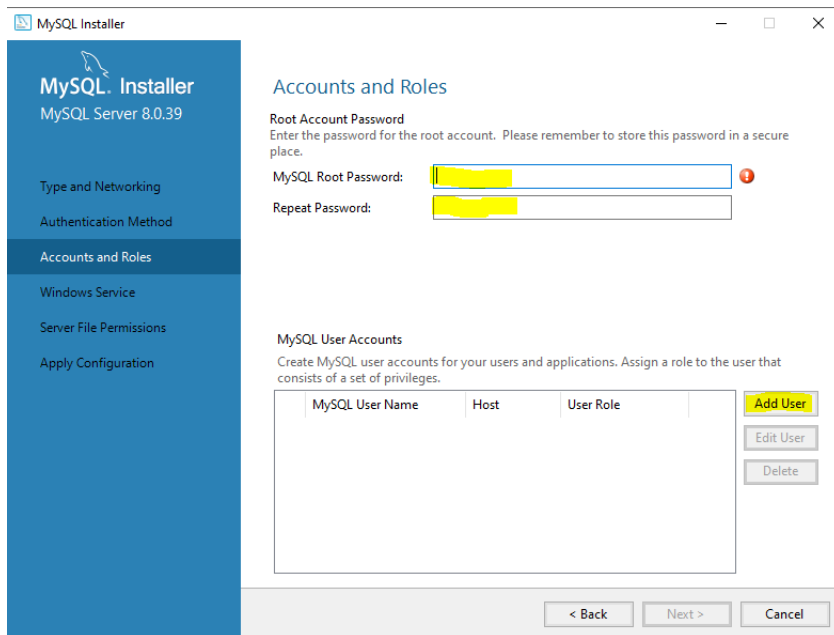
Nepotrebujeme sťahovať celý MySQL, ale tak radšej som si ho stiahla, aby som ušetrila čas s nastavovaním custom. Vyberiem full a stlačím next, potom execute.



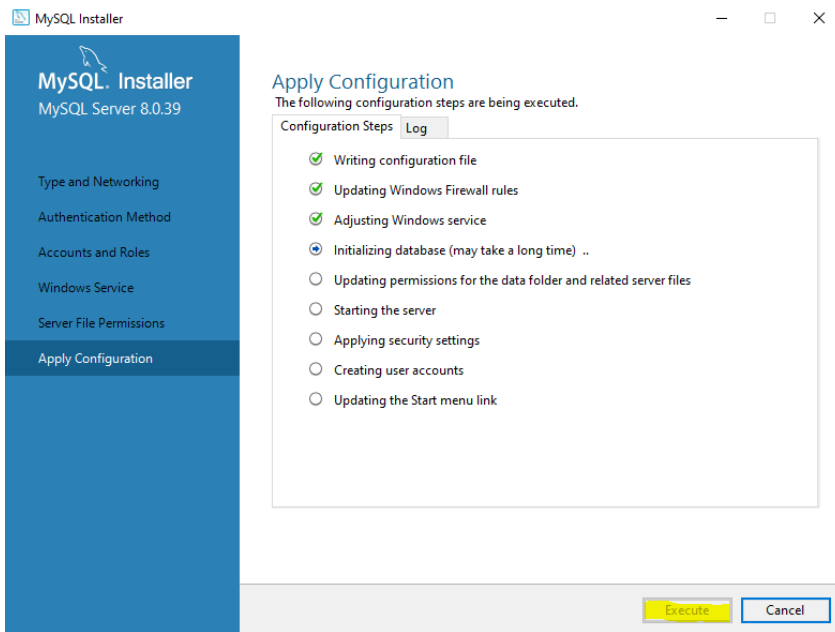
Len sa preklikám ďalej cez next.



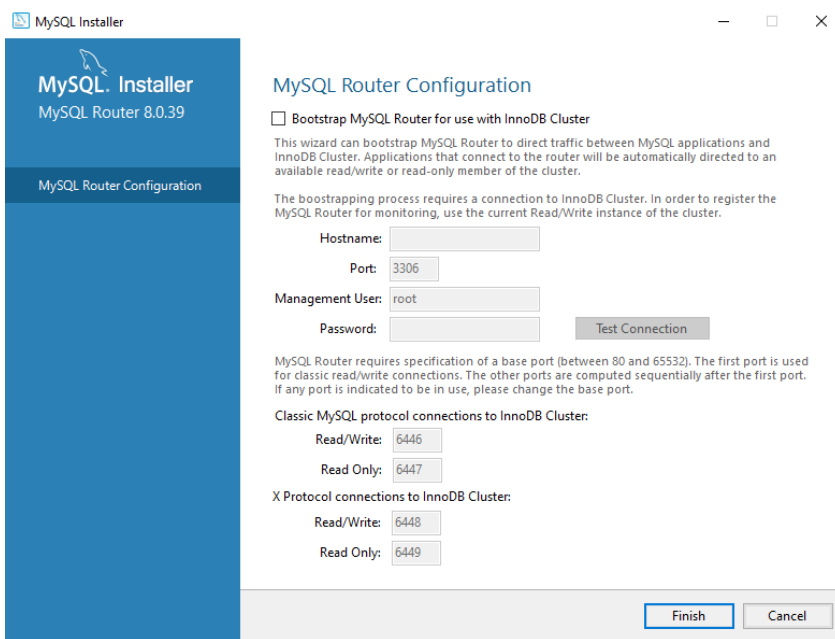
Tu si musím vytvoriť účet, zadám nejaké ľahko zapamätateľné heslo.



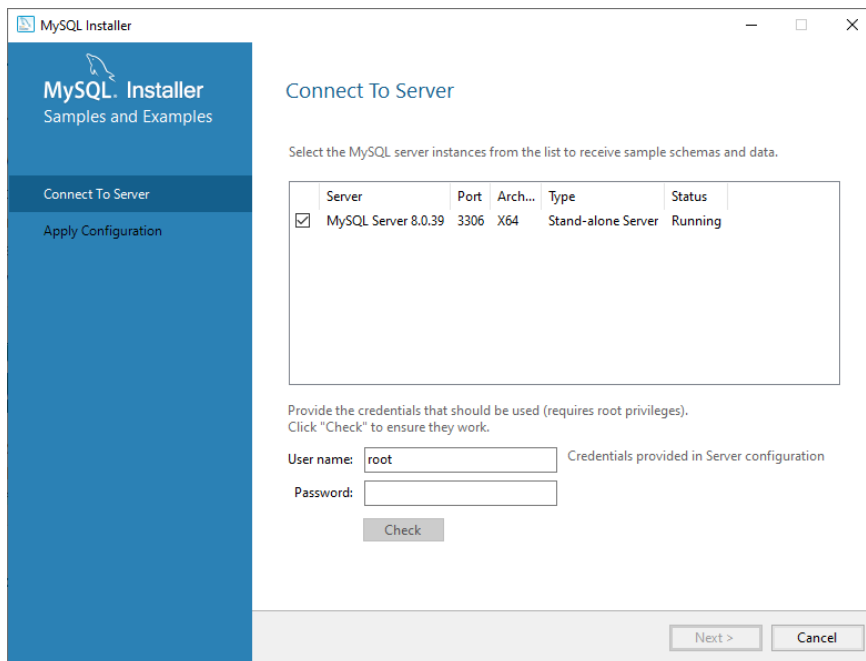
Len sa preklikám ďalej až dôjdem sem a dám execute.



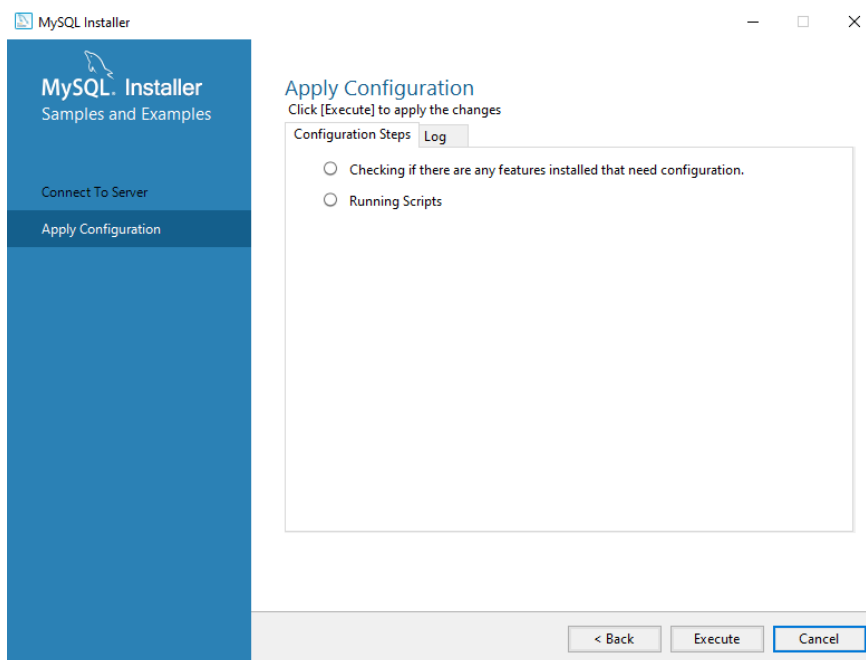
Tu nič nemením, len stlačím finish.



Prihlásim sa s účtom, ktorý som práve vytvorila.



Stlačím execute.



A inštalácia je hotová.

MySQL Installer

MySQL. Installer

Adding Community

- Choosing a Setup Type
- Installation
- Product Configuration
- Installation Complete**


Installation Complete

The installation procedure has been completed.

[Copy Log to Clipboard](#)

Start MySQL Workbench after setup
 Start MySQL Shell after setup

The MySQL Shell is an advanced MySQL client application that can be used to work with single MySQL Server instances. Further, it can be used to create and manage InnoDB Cluster, an integrated solution for high availability and scalability of MySQL databases, without requiring advanced MySQL expertise.



```
graph LR; ClientApp[Client App] --> MySQLRouter[MySQL Router]; MySQLRouter --> MySQLShell[MySQL Shell]; MySQLShell --> InnoDBCluster((InnoDB Cluster));
```

Refer to the following links for documentation, tutorials and examples on MySQL Shell:

- [MySQL Shell Documentation](#)
- [Setting up a Real World Cluster Blog](#)
- [The All New MySQL InnoDB ReplicaSet Blog](#)
- [Changing Cluster Options Live Blog](#)

[Finish](#)